



## Atom bond connectivity temperature index of certain nanostructures

Afework Teka Kahasy\*, Kishori Narayankar, Dickson Selvan

Department of Mathematics, Mangalore University, Mangalagangothri-574199, India

Academic Editor: Saeid Alikhani

**Abstract.** In the study of QSPR/QSAR, topological indices such as Zagreb index, Randić index, atom-bond connectivity index are exploited to estimate the bioactivity of chemical compounds. Inspired by many degree based topological indices, we propose here a new topological index, called the atom bond connectivity temperature index  $ABCT(G)$  of a molecular graph  $G$  which shows good correlation with entropy, acentric factor, enthalpy of vaporization and standard enthalpy of vaporization of an octane isomers. In this paper, we compute the atom bond connectivity temperature index  $ABCT(G)$  of line graphs of subdivision graphs of  $2D$ -lattice, nanotube and nanotorus of  $TUC_4C_8[p, q]$ .

**Keywords:** temperature of a vertex, atom bond connectivity temperature index, nanostructures

**Mathematics Subject Classification (2010):** 05C09.

### 1 Introduction

Molecular descriptors are playing significant role in chemistry, pharmacology, etc. Among them, topological indices have a prominent place [13]. There are numerous of topological descriptors that have found some applications in theoretical chemistry, especially in QSPR/QSAR research [2, 6, 7]. Within all topological indices one of the most investigated are the descriptors based on the valences of atoms in molecules (in graph-theoretical notions degrees of vertices of graph) [11].

Topological indices are numerical parameters of a graph which are invariant under graph isomor-

\*Corresponding author (Email address: [kafew17@gmail.com](mailto:kafew17@gmail.com))

Received 24 October 2022; Revised 7 November 2022; Accepted 17 November 2022

First Publish Date: 1 December 2022

phism. For a collection of recent results on topological indices, we refer the interested reader to the articles [1,3,5].

Let  $G$  be a connected graph of order  $n$  and size  $m$ . Let  $V(G)$  and  $E(G)$  be vertex and edge sets of  $G$ , respectively. An edge joining the vertices  $u$  and  $v$  is denoted by  $uv$ . The degree of a vertex  $u$  in a graph  $G$  is the number of edges incidence to  $u$  and is denoted by  $d_u$  or  $d(u)$ .

The temperature of a vertex  $u$  of a connected graph  $G$  is defined by Siemion Fajtlowicz [12].

$$T(u) = \frac{d_u}{n - d_u},$$

where  $d_u$  is the degree of a vertex  $u$  and  $n$  is the size of a graph  $G$ . Ernesto Estrada et al. proposed a new index, nowadays known as the atom-bond connectivity (ABC) index [4]. This index is defined as follows:

$$ABC(G) = \sum_{uv \in E(G)} \sqrt{\frac{1}{d_u} + \frac{1}{d_v} - \frac{2}{d_u d_v}}.$$

Recently Kishori P N, et al. have introduced temperature index, Harmonic TI and geometric arithmetic TI of a graph in [9], [8] and [10], respectively and we extend this study for atom bond connectivity temperature index. Inspired by the work on degree based topological indices and atom bond connectivity index, we now define the atom bond connectivity temperature index  $ABCT(G)$  of a molecular graph  $G$  as follows:

$$ABCT(G) = \sum_{uv \in E(G)} \sqrt{\left| \frac{T_u + T_v - 2}{T_u T_v} \right|},$$

where  $T_u$  and  $T_v$  are the temperature of the vertex  $u$  and  $v$ , respectively.

## 2 On chemical applicability of the atom bond connectivity temperature index

In this section we will discuss the regression analysis of entropy ( $S$ ), acentric factor ( $AcentFac$ ), enthalpy of vaporization ( $HVAP$ ) and standard enthalpy of vaporization ( $DHVAP$ ) of an octane isomers on the Atom Bond Connectivity temperature index of the corresponding molecular graph. The productivity of  $ABCT$  is tested using a dataset of octane isomers (Table I), found at

<http://www.moleculardescriptors.eu/dataset.htm>.

It is shown in Table II, that the  $ABCT$ -index has a good correlation with the entropy ( $R = 0.856$ ), acentric factor ( $R = 0.879$ ), standard enthalpy of vaporization ( $R = 0.912$ ) and enthalpy of vaporization ( $R = 0.887$ ) of octane isomers.

Table I: Experimental values of the entropy, acentric factor, enthalpy of vaporization, standard enthalpy of vaporization and the corresponding values of atom bond connectivity temperature index of octane isomers.

Alkane	$S$	$AcentFac$	$HVAP$	$DHVAP$	$ABCT$
n-octane	111.67	0.397898	73.19	9.915	28.985
2-methyl-heptane	109.84	0.377916	70.3	9.484	26.242
3-methyl-heptane	111.26	0.371002	71.3	9.521	23.672
4-methyl-heptane	109.32	0.371504	70.91	9.483	23.672
3-ethyl-hexane	109.43	0.362472	71.7	9.476	27.6115
2,2-dimethyl-hexane	103.42	0.339426	67.7	8.951	21.523
2,3-dimethyl-hexane	108.02	0.348247	70.2	9.272	24.5604
2,4-dimethyl-hexane	106.98	0.344223	68.5	9.029	24.211
2,5-dimethyl-hexane	105.72	0.35683	68.6	9.051	23.5269
3,3-dimethyl-hexane	104.74	0.322596	68.5	8.973	21.524
3,4-dimethyl-hexane	106.59	0.340345	70.2	9.316	24.4023
2-methyl-3-ethyl-pentane	106.06	0.332433	69.7	9.20	9 22.770
3-methyl-3-ethyl-pentane	101.48	0.306899	69.3	9.081	23.862
2,2,3-trimethyl-pentane	101.31	0.300816	67.3	8.826	20.067
2,2,4-trimethyl-pentane	104.09	0.30537	64.87	8.402	18.008
2,3,3-trimethyl-pentane	102.06	0.293177	68.1	8.897	20.552
2,3,4-trimethyl-pentane	102.39	0.317422	68.37	9.014	20.194
2,2,3,3-tetramethylbutane	93.06	0.255294	66.2	8.410	14.748

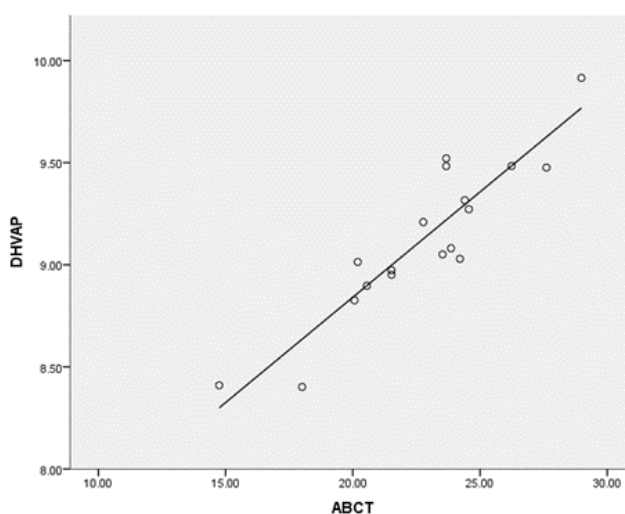


Figure 1. Scatter plot of  $ABCT$  of octane isomers with (a)  $S$ , (b)  $AcentFac$ , (c)  $HVAP$  and (d)  $DHVAP$  respectively.

Figure 1 (a – d) shows the Scatter plot between entropy  $S$ , acentric factor  $AcentFac$ , enthalpy of vaporization  $HVAP$ , standard enthalpy of vaporization  $DHVAP$  of octane isomers and atom bond

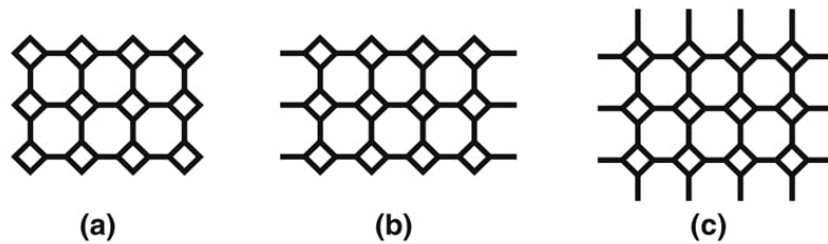


Figure 2. a)  $2D$ –lattice of  $TUC_4C_8[4,3]$ . b)  $TUC_4C_8[4,3]$  nanotube. c)  $TUC_4C_8[4,3]$  nanotorus.

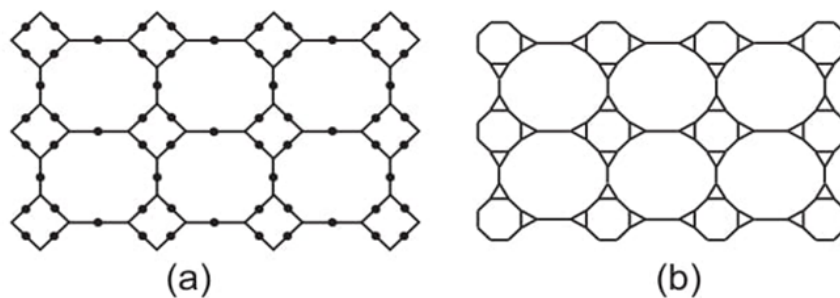


Figure 3. (a) subdivision graph of  $2D$ –lattice of  $TUC_4C_8[4,3]$ , (b) line graph of sub-division graph of  $TUC_4C_8[4,3]$ .

connectivity temperature index respectively. The correlation coefficient  $R$  of the entropy, acentric factor, enthalpy of vaporization, standard enthalpy of vaporization with the atom bond connectivity temperature index is as reported in Table II.

Table II. Correlation coefficient of Atom Bond Connectivity Temperature Index.	
Atom Bond Connectivity Temperature index with	Correlation coefficient ( $R$ )
Entropy ( $S$ )	0.856
Acentric factor ( $AcentFac$ )	0.879
Enthalpy of vaporization ( $HVAP$ )	0.887
Standard enthalpy of vaporization ( $DHVAP$ )	0.912

### 3 Result for $2D$ –Lattice of $TUC_4C_8[p, q]$

Figure 2 (a), (b) and (c) show  $2D$ –lattice of  $TUC_4C_8[4,3]$ ,  $TUC_4C_8[4,3]$  nanotube and  $TUC_4C_8[4,3]$  nanotorus, respectively. The line graph of the subdivision graph of  $2D$ –lattice of  $TUC_4C_8[p, q]$  is shown in Figure VI(b).

Table III. The edge partition of the graph G.

$(T_u T_v)$ , where $uv \in E(G)$	Number of edges
$\left(\frac{2}{2(6pq-p-q)-2}, \frac{2}{2(6pq-p-q)-2}\right)$	$2p + 2q + 4$
$\left(\frac{2}{2(6pq-p-q)-2}, \frac{3}{2(6pq-p-q)-3}\right)$	$4p + 4q - 8$
$\left(\frac{3}{2(6pq-p-q)-3}, \frac{3}{2(6pq-p-q)-3}\right)$	$18pq - 11p - 11q + 4$

**Theorem 3.1.** Let G be the line graph of the subdivision graph of 2D–Lattice of  $TUC_4C_8[p, q]$ . Then

$$\begin{aligned}
 ABCT(G) &= 2\sqrt{2}(2 + p + q) \sqrt{-(1 + q - p[-1 + 6q])(2 + q - p[-1 + 6q])} \\
 &+ \frac{2}{3}(4 - 11q - 11p + 18pq) \sqrt{-(3 + 2q - 2p[-1 + 6q])(3 + q - p[-1 + 6q])} \\
 &+ 4(-2 + p + q) \sqrt{-4 - \frac{4}{3}p^2(1 - 6q)^2 - 5q - \frac{4q^2}{3} + p[-5 + \frac{82q}{3} + 16q^2]}.
 \end{aligned}$$

*Proof.* The subdivision graph of 2D–lattice of  $TUC_4C_8[p, q]$  and the graph G are shown in Figure 3 (a) and (b) respectively. In G there are total  $2(6pq - p - q)$  vertices among which  $4(p + q)$  vertices are of temperature  $\frac{2}{2(6pq-p-q)-2}$  and all the remaining vertices are of temperature  $\frac{3}{2(6pq-p-q)-3}$ . The total number of edges of G is  $18pq - 5p - 5q$ . Therefore, we get the edge partition based on the temperature of the vertices as shown in Table III. Therefore

$$\begin{aligned}
 ABCT(G) &= \sum_{uv \in E(G)} \sqrt{\left| \frac{T_u + T_v - 2}{T_u T_v} \right|} \\
 &= (2p + 2q + 4) \sqrt{\left| \frac{\left(\frac{2}{2(6pq-p-q)-2}\right) + \left(\frac{2}{2(6pq-p-q)-2}\right) - 2}{\left(\frac{2}{2(6pq-p-q)-2}\right) \left(\frac{2}{2(6pq-p-q)-2}\right)} \right|} \\
 &+ (4p + 4q - 8) \sqrt{\left| \frac{\left(\frac{2}{2(6pq-p-q)-2}\right) + \left(\frac{3}{2(6pq-p-q)-3}\right) - 2}{\left(\frac{2}{2(6pq-p-q)-2}\right) \left(\frac{3}{2(6pq-p-q)-3}\right)} \right|} \\
 &+ (18pq - 11p - 11q + 4) \sqrt{\left| \frac{\left(\frac{3}{2(6pq-p-q)-3}\right) + \frac{3}{2(6pq-p-q)-3} - 2}{\left(\frac{3}{2(6pq-p-q)-3}\right) \left(\frac{3}{2(6pq-p-q)-3}\right)} \right|} \\
 &= 2\sqrt{2}(2 + p + q) \sqrt{-(1 + q - p[-1 + 6q])(2 + q - p[-1 + 6q])} \\
 &+ \frac{2}{3}(4 - 11q - 11p + 18pq) \sqrt{-(3 + 2q - 2p[-1 + 6q])(3 + q - p[-1 + 6q])} \\
 &+ 4(-2 + p + q) \sqrt{-4 - \frac{4}{3}p^2(1 - 6q)^2 - 5q - \frac{4q^2}{3} + p \left[-5 + \frac{82q}{3} + 16q^2\right]}.
 \end{aligned}$$

□

#### 4 Result for $TUC_4C_8[p, q]$ nanotube

The line graph of the subdivision graph of  $TUC_4C_8[p, q]$  nanotube is shown in Figure 4 (b).

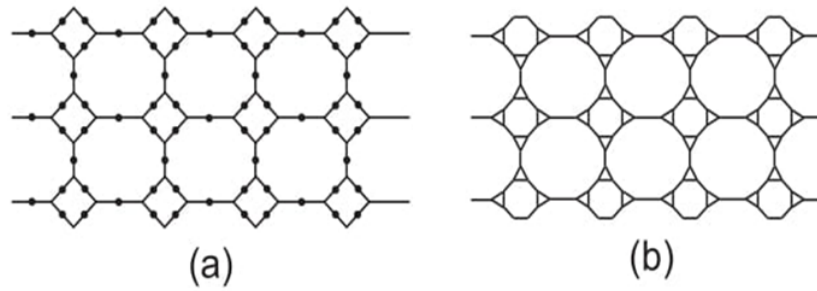


Figure 4. (a) subdivision graph of  $TUC_4C_8[4,3]$  nanotube, (b) line graph of subdivision graph of  $TUC_4C_8[4,3]$  nanotube.

Table IV. The edge partition of the graph  $H$ .

$(T_u, T_v)$ , where $uv \in E(H)$	Number of edges
$\left(\frac{2}{(12pq-2p)-2}, \frac{2}{(12pq-2p)-2}\right)$	$2p$
$\left(\frac{2}{(12pq-2p)-2}, \frac{3}{(12pq-2p)-3}\right)$	$4p$
$\left(\frac{3}{(12pq-2p)-3}, \frac{3}{(12pq-2p)-3}\right)$	$18pq - 11p$

**Theorem 4.1.** Let  $H$  be the line graph of the subdivision graph of of  $TUC_4C_8[p, q]$  nanotube. Then

$$\begin{aligned}
 ABCT(H) &= \frac{1}{3} (-11p + 18pq) \left| -3 - 2p + 12pq \right| \sqrt{\left| -2 + \frac{6}{-3 - 2p + 12pq} \right|} \\
 &+ 2p \sqrt{\frac{2}{3} \left| (-3 - 2p + 12pq) (-2 - 2p + 12pq) \left( -2 + \frac{3}{-3 - 2p + 12pq} + \frac{2}{-2 - 2p + 12pq} \right) \right|} \\
 &+ p \left| -2 - 2p + 12pq \right| \sqrt{\left| -2 + \frac{4}{-2 - 2p + 12pq} \right|}.
 \end{aligned}$$

*Proof.* The subdivision graph of  $TUC_4C_8[p, q]$  nanotube and the graph  $H$  are shown in Figure VII (a) and (b) respectively. In  $H$  there are  $12pq - 2p$  vertices among which  $4p$  vertices are of temperature  $\frac{2}{(12pq-2p)-2}$  and all the remaining vertices are of temperature  $\frac{3}{(12pq-2p)-3}$ . The total number of edges of  $H$  is  $18pq - 5p$ . Therefore we get the edge partition, based on the temperature of the vertices as shown

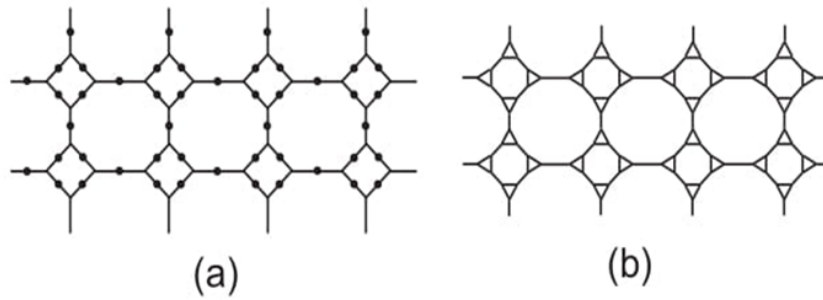


Figure 5. (a) Subdivision graph of  $TUC_4C_8[4,2]$  nanotorus, (b) line graph of subdivision graph of  $TUC_4C_8[4,2]$  nanotorus.

in Table IV. Thus,

$$\begin{aligned}
 ABCT(H) &= 2p \sqrt{\left| \frac{\left( \frac{2}{(12pq-2p)-2} + \frac{2}{(12pq-2p)-2} - 2 \right)}{\frac{2}{(12pq-2p)-2} \times \frac{2}{(12pq-2p)-2}} \right|} \\
 &+ 4p \sqrt{\left| \frac{\left( \frac{2}{(12pq-2p)-2} + \frac{3}{(12pq-2p)-3} - 2 \right)}{\frac{2}{(12pq-2p)-2} \times \frac{3}{(12pq-2p)-3}} \right|} \\
 &+ (18pq - 11p) \sqrt{\left| \frac{\left( \frac{3}{(12pq-2p)-3} + \frac{3}{(12pq-2p)-3} - 2 \right)}{\frac{3}{(12pq-2p)-3} \times \frac{3}{(12pq-2p)-3}} \right|} \\
 &= \frac{1}{3} (-11p + 18pq) |-3 - 2p + 12pq| \sqrt{\left| -2 + \frac{6}{-3 - 2p + 12pq} \right|} \\
 &+ 2p \sqrt{\frac{2}{3} \left| (-3 - 2p + 12pq)(-2 - 2p + 12pq) \left( -2 + \frac{3}{-3 - 2p + 12pq} + \frac{2}{-2 - 2p + 12pq} \right) \right|} \\
 &+ p |-2 - 2p + 12pq| \sqrt{\left| -2 + \frac{4}{-2 - 2p + 12pq} \right|}.
 \end{aligned}$$

□

### 5 Result for $TUC_4C_8[p, q]$ nanotorus

The line graph of the subdivision graph of  $TUC_4C_8[p, q]$  nanotorus is shown in Figure 8 (b).

Table V. The edge partition of the graph K.	
$(T_u, T_v)$ , where $uv \in E(K)$	Number of edges
$\left( \frac{3}{12pq-3}, \frac{3}{12pq-3} \right)$	$18pq$

**Theorem 5.1.** Let  $K$  be the line graph of the subdivision graph of  $TUC_4C_8[p, q]$  nanotorus. Then

$$ABCT(K) = 6pq(-3 + 12pq) \sqrt{\left| -2 + \frac{6}{-3 + 12pq} \right|}.$$

*Proof.* The subdivision graph of  $TUC_4C_8[p, q]$  nanotorus and the graph  $K$  are shown in Figure VIII (a) and (b), respectively. In  $K$  there are  $12pq$  vertices, all of them are of temperature  $\frac{3}{12pq-3}$ . The total number of edges of  $K$  is  $18pq$ . Therefore we get the edge partition, based on the temperature of the vertices as shown in Table V. Therefore,

$$\begin{aligned} ABCT(K) &= 18pq \sqrt{\left| \frac{\left( \frac{3}{12pq-3} + \frac{3}{12pq-3} - 2 \right)}{\frac{3}{12pq-3} \times \frac{3}{12pq-3}} \right|} \\ &= 6pq(-3 + 12pq) \sqrt{\left| -2 + \frac{6}{-3 + 12pq} \right|}. \end{aligned}$$

□


## 6 Conclusion

In this paper, we have introduced a new topological index namely, atom bond connectivity temperature index of molecular graph. It has been shown that this index can be used as predictive tool in QSPR/QSAR researches. We have obtained the expressions for the atom bond connectivity temperature index of the line graph of subdivision graph of 2D-lattice, nanotube and nanotorus of  $TUC_4C_8[p, q]$ .

## References

- [1] G. Caporossi, P. Hansen, D. Vukicevic, Comparing Zagreb indices of cyclicgraphs. MATCH Commun. Math. Comput. Chem. 63 (2010) 441–451.
- [2] J. Devillers, A.T. Balaban, (eds.), Topological Indices and Related Descriptors in QSAR and QSPR. Gordon and Breach, Amsterdam, 1999.
- [3] A. A. Dobrynin, A. A. Kochetova, Degree distance of a graph: a degree analogue of the Wiener index, J. Chem. Inf. Comput. Sci. 34 (1994) 1082-1086.
- [4] E. Estrada, L. Torres, L. Rodríguez and I. Gutman, An atom-bond connectivity index: modelling the enthalpy of formation of alkanes, Indian J. Chem. 37A, 849-855.
- [5] G. H. Fath-Tabar, Old and new Zagreb indices of graphs, MATCH Commun. Math. Comput. Chem. 65 (2011) 79-84 .
- [6] I. Gutman, B. Furtula, (eds.), Novel Molecular Structure Descriptors Theory and Applications, vol. I-II. Univ. Kragujevac, 2010.
- [7] R. B. King, Applications of graph theory and topology in inorganic cluster and coordination chemistry, CRC Press, Boca Raton, 1993.
- [8] P. N. Kishori, T. K. Afework, S. Dickson, Harmonic temperature Index for Certain Nanostructures, International Journal of Mathematics Trends and Technology 56 (3) (2018) 159-164.
- [9] P. N. Kishori, S. Dickson, On Temperature Index of Certain Nanostructures (preprint).
- [10] P. N. Kishori, S. Dickson, Geometric Arithmetic Temperature Index of Certain Nanostructures, J. glob. res. math. arch. 5(5) 2018.
- [11] M. Randić, On Characterization of molecular branching, J. Am. Chem. Soc. 97 (1975) 6609-6615.
- [12] S. Fajtlowicz, On Conjectures of Graffiti, Discrete Math. 72 (1988) 113-118
- [13] R. Todeschini, V. Consonni, Handbook of Molecular Descriptors, Wiley-VCH, Weinheim, 2000.

**Citation:** A. Teka Kahasy, K. Narayankar, D. Selvan, Atom bond connectivity temperature index of certain nanostructures, J. Disc. Math. Appl. 7(4) (2022) 185–193.

 <https://doi.org/10.22061/JDMA.2022.846>







**COPYRIGHTS**

©2023 The author(s). This is an open-access article distributed under the terms of the Creative Commons Attribution (CC BY 4.0), which permits unrestricted use, distribution, and reproduction in any medium, as long as the original authors and source are cited. No permission is required from the authors or the publishers.