



## A note on the entropy of graphs

Samaneh Zangi \*

Department of Mathematics, Faculty of Science, Shahid Rajaei Teacher Training University,  
Tehran, 16785 - 163, I. R. Iran

**Academic Editor:** Modjtaba Ghorbani

**Abstract.** A useful tool for investigation various problems in mathematical chemistry and computational physics is graph entropy. In this paper, we introduce a new version of graph entropy and then we determine it for some classes of graphs.

**Keywords:** graph eigenvalues, entropy, regular graph

**Mathematics Subject Classification (2010):** 05C50.

### 1 Introduction

Let  $G$  be a simple graph with adjacency matrix  $A$ . The Laplacian matrix of graph  $G$  is defined as  $L = D - A$  where  $D = [d_{ij}]$  is a diagonal matrix with  $d_{ii} = \deg_G(v_i)$ , and  $d_{ij} = 0$ ; otherwise. The spectra of  $L$  are a sequence of its eigenvalues displayed in increasing order, denoted by  $L\text{Spec}(G) = \{0 = \mu_n, \mu_{n-1}, \dots, \mu_1\}$ . they are the roots of Laplacian characteristic polynomial  $\phi_\mu(G) = \det(\mu I - L)$ . If  $G$  has exactly  $s$  distinct Laplacian eigenvalues  $\mu_1, \mu_2, \dots, \mu_s$  with multiplicity  $m_i$ , ( $1 \leq i \leq s$ ), then the Laplacian spectra of  $G$  is the following multiset [1]:

$$L\text{spec}(G) = \{[\mu_1]^{m_1}, [\mu_2]^{m_2}, \dots, [\mu_s]^{m_s}\}.$$

If we put  $\gamma_i = \mu_i - \frac{2m}{n}$ , then the Laplacian energy of  $G$  is defined as

$$LE(G) = \sum_{i=1}^n |\gamma_i|.$$

\*Email address: [samanehzangi63@gmail.com](mailto:samanehzangi63@gmail.com)

Received 26 April 2022; Revised 7 May 2022; Accepted 19 May 2022

First Publish Date: 1 June 2022

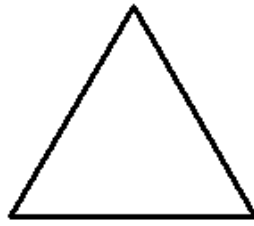


Figure 1. The cycle graph  $C_3$ .

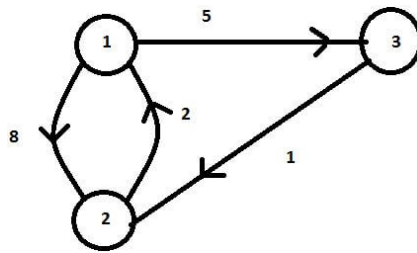


Figure 2. The directed cycle graph  $C_3$ .

The graph entropy is a functional depending both on the graph itself and on a probability distribution on its vertex set. This graph functional were proposed by a problem in information theory about source coding. It was introduced by J. Körner in 1973. Although the roots of graph entropy is in information theory, it was proved to be closely related to some classical and frequently studied graph theoretic concepts. von Neumann says the entropy of a system measures how much information the modelisation of a system does not provide.

To describe a vertex in a graph, we could use its degree, its eccentricity, its average distance from all vertices et cetera. But not necessarily these properties will describe that vertex. Consider, the cycle graph  $C_3$  depicted in Figure 1. All vertices have the same properties. Their degree, their eccentricity, their average distance, etc are the same. Hence, it is impossible to provide enough information to identify it. In practice, this is a "high entropy" graph, because does not provide much information about its constituents. It is better to add at least a label to them, as the graph's topology does not help. Consider now the directed cycle graph  $C_3$  in Figure 2. It is evident that there are no permutations which would leave the matrix unchanged and we can identify vertices related to entropy.

Suppose the logarithm based on 2 is denoted by the symbol  $\log_2$ . Let  $p = (p_1, \dots, p_n)$  be a probability vector, namely  $0 \leq p_i \leq 1$  and  $\sum_{i=1}^n p_i = 1$ . The Shannon's entropy [10] of  $p$  is defined as

$$I(p) = - \sum_{i=1}^n p_i \log_2(p_i).$$

To define information-theoretic graph measures, we often consider a tuple  $(\lambda_1, \dots, \lambda_n)$  of non-negative integers  $\lambda_i \in \mathbb{N}$ . This tuple forms a probability distribution  $p = (p_1, \dots, p_n)$ ,

see [2–9] where

$$p_i = \frac{\lambda_i}{\sum_{j=1}^n \lambda_j}.$$

Therefore the entropy of tuple  $(\lambda_1, \dots, \lambda_n)$  is given by

$$I(\lambda_1, \dots, \lambda_n) = - \sum_{i=1}^n p_i \log(p_i) = \log\left(\sum_{i=1}^n \lambda_i\right) - \sum_{i=1}^n \frac{\lambda_i}{\sum_{j=1}^n \lambda_j} \log(\lambda_i).$$

In the literature, there are various ways to obtain the tuple  $(\lambda_1, \dots, \lambda_n)$  like graph eigenvalues or partition-independent graph entropies, introduced by Dehmer [7] which are based on information functionals. Here, suppose  $\mu_1, \dots, \mu_n$  are Laplacian eigenvalues of  $G$  and  $\gamma_i = \mu_i - \frac{2m}{n}$  ( $1 \leq i \leq n$ ), where  $\gamma_i \neq 0$ , then the entropy of  $G$  based on the Laplacian spectrum of  $G$  is defined as

$$I_L(G) = \log\left(\sum_{i=1}^n |\gamma_i|\right) - \sum_{i=1}^n \frac{|\gamma_i|}{\sum_{j=1}^n |\gamma_j|} \log(|\gamma_i|) \tag{1}$$

$$= \log(LE(G)) - \frac{1}{LE(G)} \sum_{i=1}^n |\gamma_i| \log(|\gamma_i|). \tag{2}$$

**Example 1.1.** The Laplacian eigenvalues of complete bipartite graph  $K_{m,n}$  on  $m + n$  vertices are

$$[m + n]^1, [m]^{n-1}, [n]^{m-1}, [0]^1.$$

Hence,

$$LE(G) = \frac{2mn}{m + n} + \frac{2m}{n}$$

and thus

$$I_L(G) = \log\left(\frac{2mn}{m + n} + \frac{2m}{n}\right) - \frac{1}{\frac{2mn}{m+n} + \frac{2m}{n}} (A),$$

where

$$A = \frac{m^2 + n^2}{m + n} \log\left(\frac{m^2 + n^2}{m + n}\right) + \frac{m(n - 1)(m - n)}{m + n} \log\left(\frac{m(m - n)}{m + n}\right) + \frac{n(m - 1)(n - m)}{m + n} \log\left(\frac{n(n - m)}{m + n}\right) + \frac{2m}{n} \log\left(\frac{2m}{n}\right).$$

**Theorem 1.2.** We have

$$I_L(G) \geq \log\left(\frac{LE(G)}{\prod_{i=1}^n |\gamma_i|}\right).$$

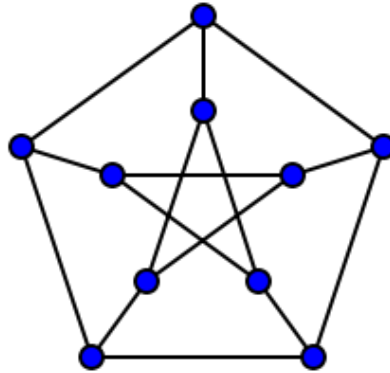


Figure 3. The Petersen graph  $P$ .

*Proof.* It is clear that

$$\sum_{i=1}^n |\gamma_i| \log(|\gamma_i|) \leq \sum_{i=1}^n |\gamma_i| \sum_{i=1}^n \log(|\gamma_i|).$$

This means that

$$I_L(G) \geq \log(LE(G)) - \frac{LE(G)}{LE(G)} \sum_{i=1}^n \log(|\gamma_i|) = \log(LE(G)) - \sum_{i=1}^n \log(|\gamma_i|).$$

Since  $\log(\frac{a}{b}) = \log(a) - \log(b)$ , the proof is complete. □

**Theorem 1.3.** Let  $G$  be a regular graph, then  $I_L(G) = I(G)$ .

*Proof.* It is a well-known fact that if  $G$  is a  $k$ -regular graph with Laplacian eigenvalue  $\mu$  corresponded to ordinary eigenvalue  $\lambda$ , then  $\mu = k - \lambda$ . This means that  $|\gamma_i| = |\lambda_i|$  and the proof is complete. □

**Example 1.4.** The Petersen graph  $P$  depicted in Figure 3 is an integral cubic graph with graph spectrum  $\{[-2]^4, [1]^5, [3]^1\}$ . Hence,  $LE(GP) = E(P) = 4.2 + 5.1 + 3.1 = 16$ . This means that

$$I(P) = I_L(P) = \log(16) - \frac{1}{16} (4 \times 2 \times \log(2) + 3 \times \log(3)) \approx 4.8.$$

**Example 1.5.** The complete graph  $K_n$  is an integral  $(n - 1)$ -regular graph with graph spectrum

$$\{[-1]^{n-1}, [n - 1]^1\}.$$

Hence,

$$I(P) = I_L(P) = \log(2n - 2) - \frac{n - 1}{2n - 2} \log(n - 1) = 1 + \log(\sqrt{n - 1}).$$

**Example 1.6.** Consider the dodecahedron graph  $C_{20}$  depicted in Figure 4. This a cubic graph with graph spectrum

$$\{[-\sqrt{5}]^6, [-2]^4, [0]^4, [1]^5, [3]^1\}.$$

Hence,

$$I(P) = I_L(P) \approx 3.$$

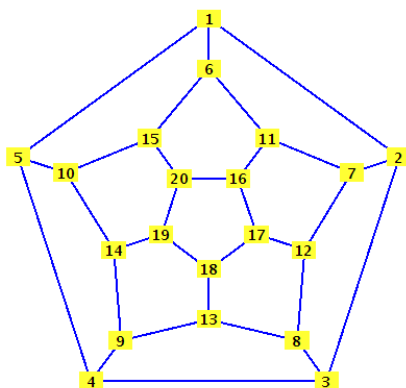


Figure 4. The dodecaheron  $C_{20}$ .

## References

- [1] L. W. Beineke, R. Wilson, P. J. Cameron, Topics in Algebraic Graph Theory, New York: Cambridge University Press, 2004.
- [2] M. Dehmer, F. Emmert-Streib, Y. Shi, Interrelations of graph distance measures based on topological indices, PLoS ONE 9 (2014) e94985.
- [3] M. Dehmer, F. Emmert-Streib, Y. Shi, Graph distance measures based on topological indices revisited, Appl. Math. Comput. 266 (2015) 623–633.
- [4] M. Dehmer, A. Mehler, A new method of measuring similarity for a special class of directed graphs, Tatra Mt. Math. Publ. 36 (2007) 39–59.
- [5] M. Dehmer, A. Mowshowitz, Generalized graph entropies, Complexity 17 (2011) 45–50.
- [6] M. Dehmer, A. Mowshowitz, F. Emmert-Streib, Connections between classical and parametric network entropies, PLoS One 6 (2011) e15733.
- [7] M. Dehmer, L. Sivakumar, K. Varmuza, Uniquely discriminating molecular structures using novel eigenvalue-based descriptors. MATCH Commun. Math. Comput. Chem. 67 (2012) 147–172.
- [8] M. Dehmer, Strukturelle Analyse web-basierter Dokumente, in: Multimedia und Telekooperation, Deutscher Universitäts Verlag, Wiesbaden, 2006.
- [9] M. Dehmer, K. Varmuza, S. Borgert, F. Emmert-Streib, On entropy-based molecular descriptors: Statistical analysis of real and synthetic chemical structures, J. Chem. Inf. Model. 49 (2009) 1655–1663.
- [10] C. E. Shannon, W. Weaver, The Mathematical Theory of Communication; University of Illinois Press, Urbana, IL, USA, 1949.

Citation: S. Zangi, A note on the entropy of graphs, J. Disc. Math. Appl. 7(2) (2022) 113–117.

 <https://doi.org/10.22061/jdma.2022.749>



### COPYRIGHTS

©2023 The author(s). This is an open-access article distributed under the terms of the Creative Commons Attribution (CC BY 4.0), which permits unrestricted use, distribution, and reproduction in any medium, as long as the original authors and source are cited. No permission is required from the authors or the publishers.